

COLONIAL HOMESTEAD

This project will be similar to our Lenape Village. Each child will focus on one aspect of the colonial homestead. When your child selects a certain occupation from the colonial homestead, he or she should conduct research to be able to discuss the following questions.

- 👤 What is the occupation?
- 👤 Who worked at this occupation?
- 👤 What did this job entail?
- 👤 What importance did this job have to the people of the colonial homestead?
- 👤 What important equipment/tools did this worker have on the inside of his or her store?

Besides discussing this particular occupation, each student will need to construct the actual store or building in which the occupation was performed. Students can make these from a shoebox, bucket, tag board, or whatever creative idea they devise!



Please construct your project so that the class can view the inside as well as the outside. We are trying to do a "Visual Tour" of the Colonial Homestead, so be creative!

I hope you have fun working on your project. If at any time you have problems, please contact me.

Thank you,
Mrs. Snyder

Occupation:

Due Date: April 7, 2010

WORKERS IN A COLONIAL TOWN

COBBLER

HATTER

BLACKSMITH

PEWTERER

TANNER

SILVERSMITH

CABINET MAKER

MILLER

WHEELWRIGHT

COOPER

BARBER

TAILOR

TINSMITH

GUNSMITH

BAKER

MASON/BRICKLAYER

APOTHECARY









CHANDLER

GLASSBLOWER

MILLINER

PRINTER

COLONIAL HOMESTEAD RUBRIC

-  The student stated the occupation, gender, and clearly defined the job expectations: (5 pts) _____
-  The student stated and created a visual of the tools used in performing the tasks of this occupation: (4 pts) _____
-  The student stated and clearly defined the importance of this job to the Colonial Homestead: (4 pts) _____
-  The student created a visual aide that incorporated more than one type of media, built items to scale, and presented this to the class: (4 pts)
-  The student showed appropriate, accurate indoor elements of the specific occupation workshop: (4 pts)
-  The presenter was organized, and had a strong knowledge about their project and the occupation: (4 pts)
-  The presenter spoke in a clear, strong voice and did not read information to the class: (2 pts)
-  The student was prepared on time: (4 points)

Grading scale:

- 30 = 100%
- 28.5 = 95%
- 27 = 90%
- 25.5 = 85%
- 24 = 80%
- 22.5 = 75%
- 21 = 70%

